

INSTALLATION INSTRUCTIONS C3821-05 RADIO INTERFACE CORD

DESCRIPTION

The C3821-05 Radio Interface Cord provides connection between a Series 3800 Radio Interface Module and the U3805 Radio Junction Module.

INSTALLATION

1. The C3821-05 has a military type screw-on connector. Install both ends as follows:
 - a. Align key-way slot on cord connector with key in threaded connector on module.
 - b. Insert pins into socket until firmly seated.
 - c. Hand tighten swivel nut on cord connector.

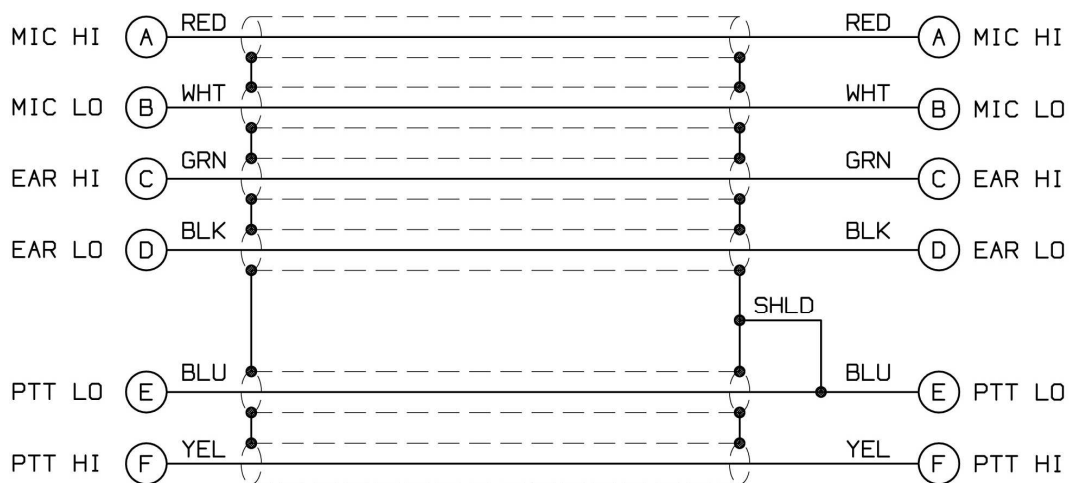
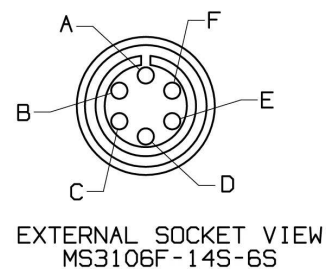
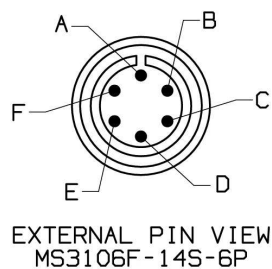


Figure 1. Model C3821-05 Radio Interface Cord Schematic Diagram.