



Model M9100RM Rack Mount Kit

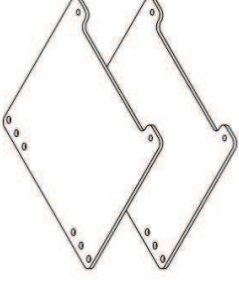
P/N: 44004G-01



4 ea. 8-32 X 1"

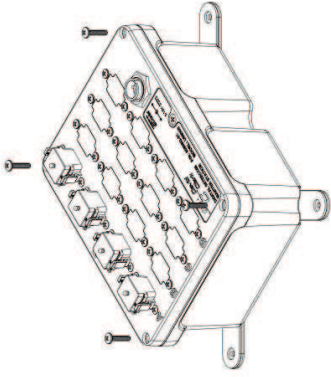


4 ea. 10-32X3/4"

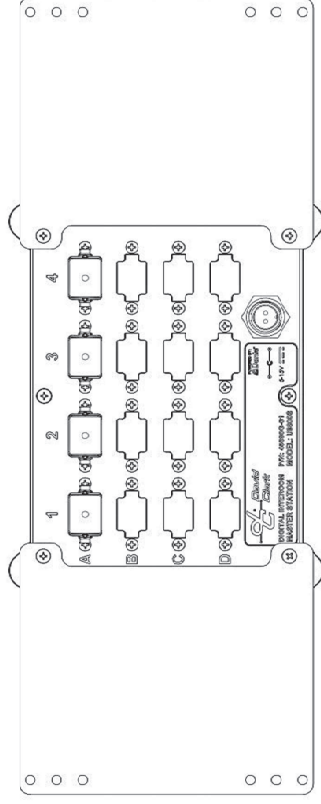


2 ea. brackets

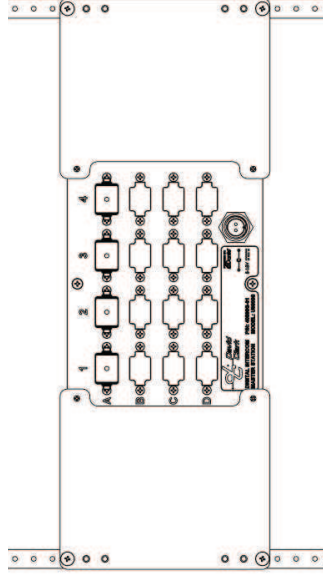
Components:



1. Remove 4 corner screws (8-32 X 3/4" long).



2. Attach each bracket with 8-32 X 1" long screws (4 places). Torque to 6 inch lbs. to ensure enclosure is sealed from water.
*Remove feet from back of enclosure if needed.



3. Attach to rack using 10-32X3/4" screws.