



**C98-20RD
 RADIO CABLE
 P/N 40892G-01**

INSTALLATION SHEET

The C98-20RD Radio Cables are used to interface a marine or mobile radio to the Series 9800 Marine Intercom System. One end of the cable connects to the Master Station and the other end connects to the radio. Since the interface is different for each type of radio, the C98-20RD is left un-prepared at the radio end so that the installer may choose the correct interface.

Parts/Tools Required

- q C98-20RD Radio Cable (One for each radio to be interfaced)
- q Mating connector and pin information for radio interface (installer provided)
 - o Wire Crimping/Cutting/Soldering/etc tools (depends on radio interface)
- q Wire ties

Procedure

- q Determine the path of the cable between each radio and the Master Station. The radios should already be installed and tested. The cable should be routed using under-deck conduits and be as far as possible from radio antenna coax cables and anywhere water may collect.
- q Route the cable. The connector end connects to the Master Station. Leave enough excess cable at the radio end for preparation of radio interface.
- q Determine which radio number this radio is (i.e., Radio 1/Radio 2) and connect Radio Cable to the Master Station. See **Figures 2&3** for connector locations.
- q To connect the cable to the Master Station, align keyways and push. Then firmly turn collar clockwise until it locks into place. Pull back gently on the cable to ensure connector is properly locked.
- q Prepare the radio interface in accordance with manufacturer's instructions. **See Figure 1** for C98-20RD Radio Cable wire color functions. The end of this cable is stripped and tinned at the factory. Due to the difficulty in soldering to these conductors it is recommended that any extra cable be coiled up rather than cut.
- q Repeat this procedure for Radio 2 (if applicable).

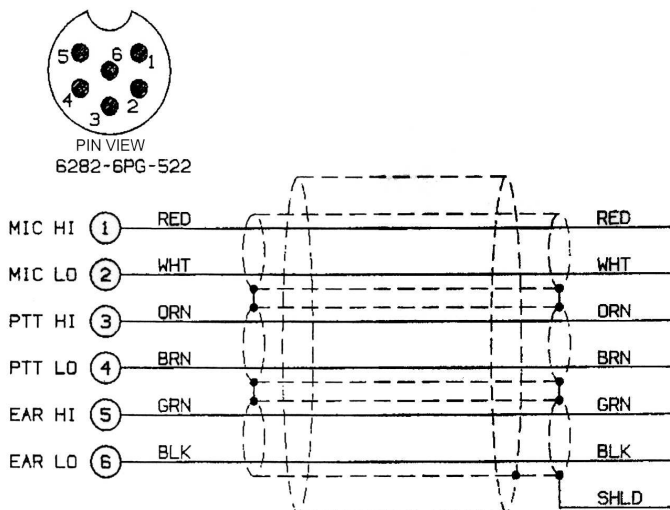


Figure 1. C98-20RD Radio Interface Cable Schematic

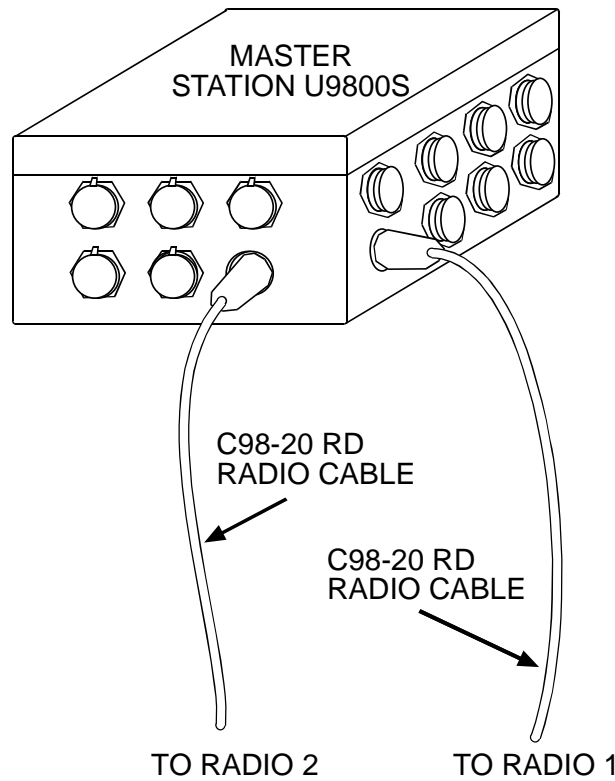


Figure 2: Master Station Radio Cable Connections

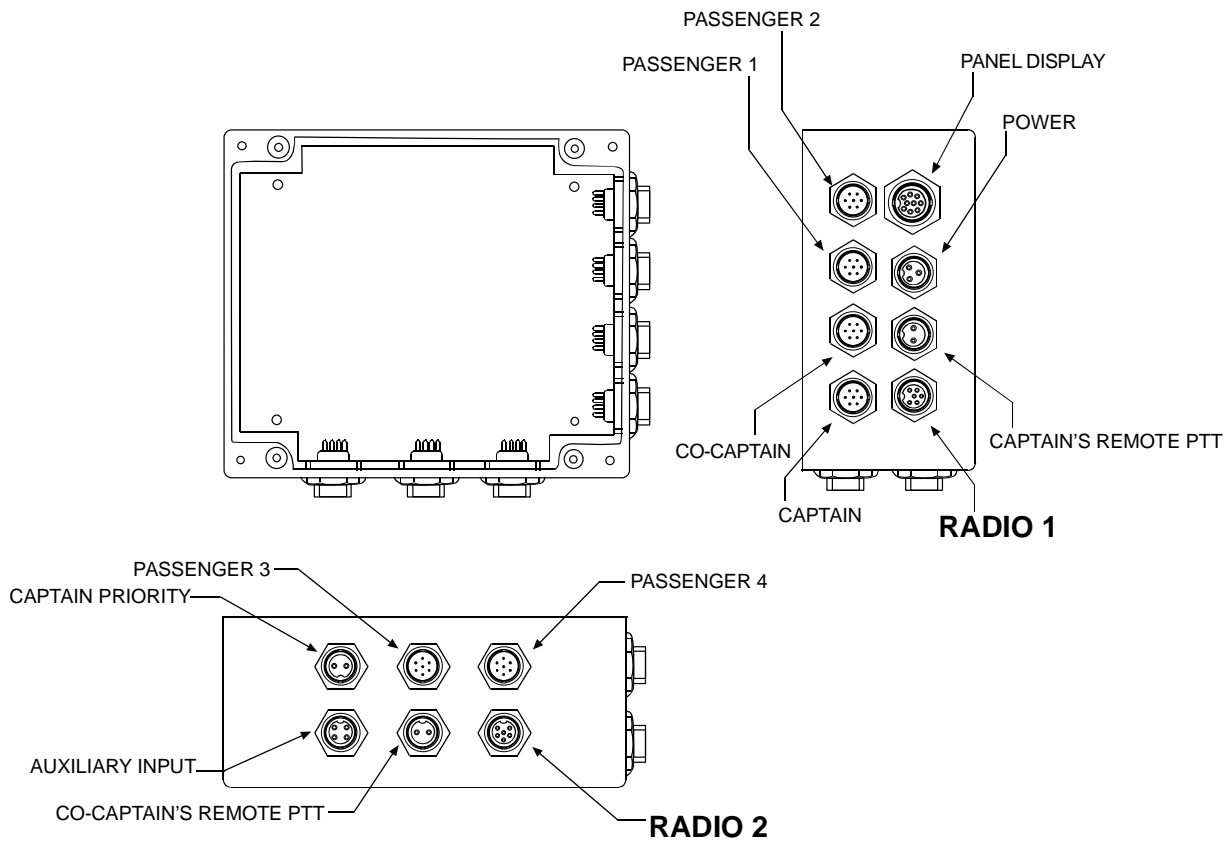


Figure 3: Master Station Connections