



WWW.DAVIDCLARK.COM

# Mobile Radio Headset Adapter

Interface for Mobile Two Way Radios

C3019B / 18667G-48

Product Bulletin



C3019B Headset Adapter

## FEATURES

- Large, durable PTT switch
- 6 Socket Screw-on Connector prevents unintentional disconnect
- Listen Level Control, detented
- Sturdy Belt Clip
- Rugged RFI Shielded Coil Cord - 15' extended
- Can plug into existing C3019 installations
- New environmental protection flip cover for jack

## TECHNICAL DATA



H3000 Series Headset + C3019B Adapter + Connector Kit + Wire + Radio

## DESCRIPTION

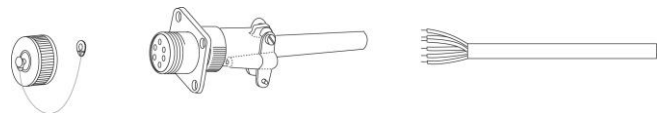
The Model C3019B Utility Radio Adapter provides interface between any David Clark Series 3000 headset and a mobile radio system.

The Model C3019B is compatible with most mobile radios requiring amplified electret (carbon equivalent) microphones. It is not compatible with radios which do not provide DC bias on the microphone audio line. (see C3019A for these radios.)

The adapter is generally attached to the wearer's belt but can be used in any convenient location. Select a location that allows freedom of movement while providing access to the PTT switch.

**Note:** *The C3019B is not interchangeable with existing C3019A installations as the connector and vehicle wiring requirements are different.*

The C3019B requires a technician to wire a cable to the back of the radio at its accessories connector. The other end of the wire connects to a panel mount connector. Mounting and wiring information is on page two of this document. Each individual radio has its own set up for the accessories connector and this information can be obtained from the radio's service and/or operator manual(s). The C3019B then plugs into the panel mount connector.



In order to properly install this adapter you will need the following parts:

18352G-16 Connector Kit for bulkhead mounting

09271P-34HA000 6 Conductor Shielded Cable (per foot) or equal

13238P-01 Protective cap (Optional)

360 Franklin Street, Box 15054, Worcester, MA 01615-0054 • Tel: 800-298-6235 • Fax: 508-753-5827

• Email: sales@davidclark.com • Web site: www.davidclark.com

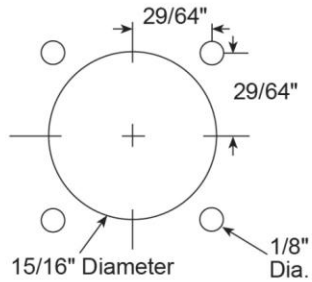
Technical data subject to change without prior notice.  
Current data available at www.davidclark.com



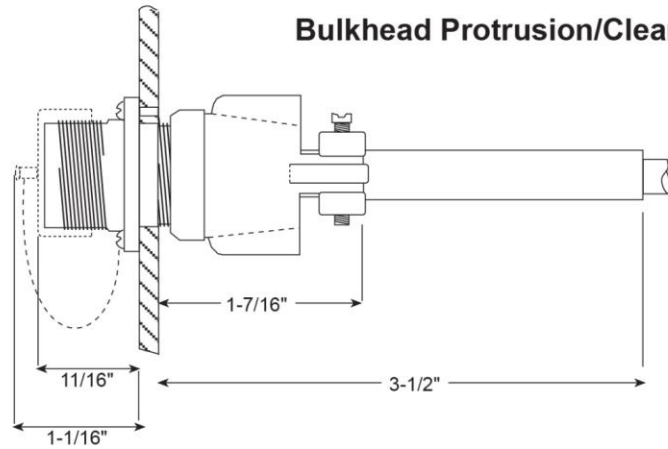
An Employee Owned  
American Company  
19547P-31 (04-21)

## TECHNICAL DATA

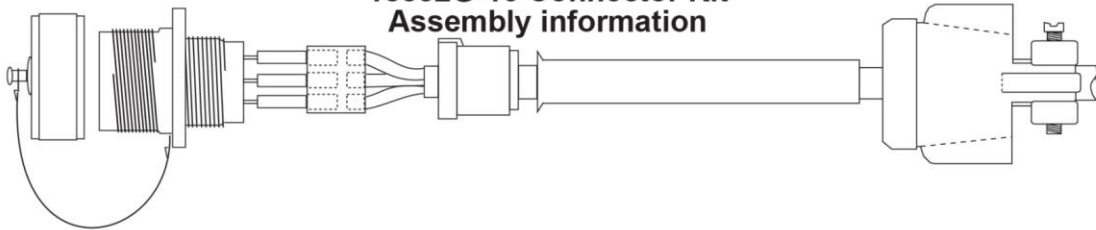
### 18352G-16 Connector Kit Mounting Information Hole Spacing (Actual Size)




### Bulkhead Protrusion/Clearance



### 18352G-16 Connector Kit Assembly information

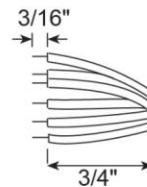


### 18352G-16 Connector Kit Wiring Information



PIN	FUNCTION	WIRE COLOR
A	Microphone High	RED
B	Microphone Low	WHITE
C	Earphone High	GREEN
D	Earphone Low	BLACK
E	PTT Low	BLUE
F	PTT High	YELLOW

Tie (6) conductor cable shield to a ground at radio. "PTT LOW" is recommended for most radios. Consult Radio Service Manual for ground method specified by the manufacturer.



### 09271P-34HA000 Preparation Information